

Received  
 FEB 14 2011

<input checked="" type="checkbox"/> New Grant	<b>General Information</b>	<input type="checkbox"/> Continuation
Grant Start/End Dates: 8-2011 to 6-2012	Application Deadline: 2-11-11	Grant Amt: \$5000.00
Funder's Grant Title:	Your Grant Title: Fabrics/Fibers	
e.g. Weller Teacher Mini-Grant, Building Blocks for Success, etc.      e.g. <i>Up, Up and Away, Exploring Our Heritage, Young Galileos, etc</i>		
Grant Writer: Retsy Lauer	School/Dept Pine View	Phone 486-2001      Ext art
Grant Contact Person* Retsy Lauer	School/Dept Pine View	Phone 486-2001      Ext art

\*This is the school/district-based person who is in charge of the grant.

Schools/Programs to be served by this grant	# of staff impacted	# of students impacted	# of parents impacted
Art	2	50	5
Does this grant require matching funds? <input type="checkbox"/> Yes or <input checked="" type="checkbox"/> No			
If yes, what amount?			
How will these funds be raised?			

**Grant Description**

Please fill in all blanks.      Do not refer to attachments in your summaries.      Do not attach separate sheets.

**Briefly summarize the overall purpose/objective** of the grant and indicate how this grant will contribute to the needs and goals of your School Improvement Plan and/or District Plan. *(Not grant activities)*

We are starting a new class at Pine View called Fabrics/Fibers. The class will concentrate on teaching the so-called home arts of sewing, weaving, crocheting, knitting to name just a few.

**Briefly list grant program activities** *(what is going to be done with the grant funds):*

The students will be learning hands-on activities involving fabrics and fibers: weaving, sewing, knitting, crocheting, small fabric sculptures, quilts etc.

Please provide a **brief explanation of pertinent budget items** that will be funded through this grant. *(Please indicate if funds will be used for new/old staff position, contracted services, travel, materials/supplies, equipment/furniture, facilities, and other applicable items.)*

The budget items include start up items needed for the class, two sewing machines, looms, dyes, dress forms. All of these items will be used in consecutive years.

How will grant activities be continued after the end of grant period?

The basic supplies will be used from year to year. The consumables will be purchased with class donations and fundraising.

<u>Steven LARGO</u>		<u>2/10/11</u>
<b>Print Name of Cost Center Head</b>	<b>Signature of Cost Center Head</b>	<b>Date</b>

**Send this completed form and 1 copy of your grant to the Grants Office, Research, Assessment, and Evaluation-Landings**

Please Type or Print in Ink

**GAF: Grant Approval Form**

**Section Two: Summary for grants over \$2,000.**

(These grants require School Board approval and must be placed on the School Board Agenda by Grants Office staff.)

Fiscal Management will be done by:

- District Finance Office
- School Internal Account
- Other (name): \_\_\_\_\_

Project number, if known: \_\_\_\_\_

- Entitlement/Flowthrough
- Competitive/Discretionary
- Continuation
- Other: \_\_\_\_\_

Fund Source:

Federal: Indirect cost \$ \_\_\_\_\_  
CFDA # \_\_\_\_\_

- State
- Local Foundation
- Other: \_\_\_\_\_

Name of Primary Fund Source	Funder's Contact Name	Funder's Address	Phone Number	\$ Amount
Weller Fund Sarasota Community Fund				\$15000.00



**NOTE: If MAJOR TECHNOLOGY is part of this grant:  
(does not include cameras, DVD players, etc.)**

Your school technology support personnel must review the physical capabilities of the area involved and agree that no additional wiring or electrical work, beyond what is provided through the grant, will be needed to complete the project. Please have your technology support staff member sign off on your project here.

\_\_\_\_\_  
Technology Support Staff



**NOTE: If your project involves CONSTRUCTION or requires RETROFITTING space:**

**Please call Jody Dumas to discuss your project and receive approval to go forward with your proposal.** He can be reached at 361-6311 ext. 68824. If approved, you will need to create a memo for his approval and signature, to be included with your GAF.

Thank you. Please call ext 927-9000 ext. 32172 with questions.

**GRANTS OFFICE USE ONLY**

**Section Three: Signatures**

Grants Office personnel will obtain applicable signatures in this section

Collesano-on file  
\*DISTRICT DIRECTOR OF TECHNOLOGY INFORMATION SERVICES

Jody Dumas on file  
\*DIRECTOR OF FACILITIES SERVICES

[Signature]  
RESEARCH, ASSESSMENT & EVALUATION (RAE)

[Signature]  
DIRECTOR OF BUDGET

\_\_\_\_\_  
\*EXECUTIVE DIRECTOR OF ELEMENTARY, MIDDLE, OR SECONDARY

\_\_\_\_\_  
ASSOCIATE SUPERINTENDENT

[Signature]  
SUPERINTENDENT

\*Signatures needed only if applicable.

Send this completed form and 1 copy of your grant to the Grants Office, Research, Assessment, and Evaluation-Landings

# WELLER ARTS EDUCATION PROGRAM

## 1. *Thoroughly describe your project. What are the objectives and specific activities?*

*Fabrics and Fibers* is going to be a new Art course offered at Pine View High School. Over the past several years, there has been an increased interest in fabrics, fibers and the different projects that can be created using them. There is also a *Fiber Arts Club* on campus, which is open to all age groups.

The Florida Department of Education states:

*"The purpose of this course is to enable students to develop knowledge of fabrication techniques and textile design processes and materials by creating two-dimensional and three-dimensional surface designs and fiber art."*

The content should include, but not be limited to, the following:

- use of equipment, tools, and materials
- art, fabrics, and fibers vocabulary
- media, processes, and techniques
- elements of art and principles of design
- tactile qualities
- formal, expressive, and conceptual elements
- critical thinking and analysis
- historical and cultural perspectives
- connections between fabric and fiber art and other subject areas
- personal and social benefits
- collaborative skills
- career opportunities

The idea for the course was introduced to the students last spring to see how much interest could be generated. Both students and administrators responded with overwhelming enthusiasm and complete support of my proposal.

This class will be divided into quarterly segments.

The First quarter will focus on Fabric Painting. Students will learn how to do silk painting, as well as *Batik* and *Adkinkra* cloth. All three originate from different cultures which will be studied in the Art History section of each technique. The first project will be to create a batik tote bag which the students can use to carry their supplies for class.

In the second quarter, the emphasis will be on weaving. The use of inkle looms, table-top 4 harness looms and tapestry looms will be introduced. We have a few inkle looms, 1 table-top 4-harness loom and a few small tapestry looms in which to use. I anticipate a full class of approximately 25 students, so several more of each loom type are needed. During this quarter, the class will collaborate with the 5<sup>th</sup> grade class of Stephanie Gould-Olson. My students will learn the basics of weaving, then work with the 5<sup>th</sup> grade students and teach them the skills they have acquired. As a culminating activity, they will produce a script and video on how to weave on a small tapestry loom.

During the second and third quarters, we will be working on crocheting and knitting. Sewing will also be incorporated. As the school has neither machines nor enough materials to accompany this medium, new ones are needed. In years past, I have had students bring in their portable sewing machines from home for specific projects. Two sewing machines are included in the grant budget. Students will need to sew on a rotating basis. Machines and myself will be available to students during their lunch period, in addition to before and after school, in order to allow enough time to complete their projects.

To provide real-world depth to the course, we will have two visiting artists this quarter. The first is **Kay Montgomery** from Rockville Illinois, a fabric artist who specializes in creating quilts. She describes her project with the students as:

### *Small Art Quilt*

Using small pieces of fabric as "paint" each student will create a small original Art Quilt. Each piece will be based on the student's own inspiration, whether it be a photo, sketch of their own or a well known painting. Quilt design techniques will include working with fusible webbing, hand quilting and various forms of embellishment. The project will nurture creativity with new materials and techniques, resulting in a unique one of a kind work of art.

The second visiting artist is **Quincy Colman**, a former Pine View art teacher from Holmes, New York. She specializes in creating small fabric sculptures, which she will adapt into a project for the students:

### *Three Dimensional Sculptural Vessels*

Using found objects and a multitude of fibers, students will create a three dimensional sculptural vessel. Expanding the perception of fiber, multi-media and collage, this workshop is filled with techniques to encourage students to tap into their creativity in new and exciting ways.

Each student will have the opportunity to participate in both projects, starting them in class under the guidance of the artists and finishing them for homework. The students are very excited about learning how to sew, and some have experience. Though some students have previous experience, all are very excited about learning how to sew.

A field trip to the Ringling Museum of Art will take place. We will view the circus museums costumes and attend a presentation of the care and conservation of the vintage clothing. I have spoken with Rebecca Bradley from the Ringling Education Department in order to begin finalizing plans.

The fourth quarter segment will consist of a self-directed project using the skills the students have learned. Each student will design their own project. It may be functional, decorative or both. They will have to create a plan, including diagrams where needed, and I will sit down with each student and either approve it as written or modify where necessary.

**2. *Why is this project important for these students? What will students learn? Include evidence of any needs assessment done as part of your planning.***

This project/class will teach the students real-life skills that are not covered in any existing curriculum. In the absence of having a Home Economics course where students traditionally learn to sew, this course will fill that gap. The students will learn how to sew both by hand and with a machine. Many students are so limited in their sewing knowledge, they can't even repair buttons. Weaving, crocheting and knitting are all becoming lost arts. Many of the students' grandparents still knit, crochet and sew, but few of them have parents at home who have the time and energy or experience it takes to teach them these vital life skills.

**3. *How will you assess student learning that results from this project? Describe plans to evaluate what students have learned and are able to do as a result of their involvement in this project.***

The students will be assessed on each of the different media, and a rubric will be included for self-assessment purposes. We will have on-going, daily individual evaluations and mid-point and final class critiques for each project. Each rubric will be individualized for that particular project and the new skills to be learned. Students will also be evaluated on their visual and oral presentation skills in addition to their ability to instruct other students in the techniques they have learned throughout the course.

**4. Describe how you plan to share the results or report on the project with other teachers, parents, and the larger community.**

I am always sharing my students' work with the rest of the school, parents and community. In the media center there are two glass showcases perfect for displaying projects. Some projects will be hung in the Main Office, where the art work is switched out every six weeks. We are regular participants in the following art shows and competitions:

- Sarasota/Bradenton Airport Show
- Venice Art Festival
- Florida State Fair
- Scholastic Art Competition
- Evening of Excellence
- Venice Rotary Show
- Pen Women Art Competition
- Embracing Our Differences
- North County Art Show

Weller Grant  
 Fabrics/Fibers Budget  
 Below Item are from the Dick Blick Catalog

Page#	Item #	Description	Quantity	Each	Total
410	B08931-1010	Sm. Tote canvas bag	25	\$3.59	\$89.75
416	B01200-1001	Batik Wax	10	\$6.85	\$68.50
416	B64904-0200	Tjanting tools sm	3	\$3.13	\$9.39
416	B63104-1338	Unbleached Muslin	10	\$1.75	\$17.50
416	B64903-1004	Stretcher Frame	6	\$12.75	\$76.50
416	B64904-0100	Tjanting tools md	3	\$3.13	\$9.39
416	B64904-0000	Tjanting tools LG	3	\$3.13	\$9.39
416	BF2213-1001	Batik as Fine Art – Video	1	\$39.00	\$39.00
415	B63000-1022	Silk scarves 22"x22"	25	\$3.50	\$87.50
415	B01207-0000	Habotai silk tie	10	\$9.11	\$91.10
415	B01234-4583	Jacquard Silk Dyes –Apricot	4	\$3.40	\$13.60
415	B01234-2023	Jacquard Silk Dyes – Black	4	\$3.40	\$13.60
415	B01234-8123	Jacquard Silk Dyes– Brn Sna	4	\$3.40	\$13.60
415	B01234-3153	Jacquard Silk Dyes – Ca.Red	4	\$3.40	\$13.60
415	B01234-8103	Jacquard Silk Dyes – Choc	4	\$3.40	\$13.60
415	B01234-4673	Jacquard Silk Dyes – Citron	4	\$3.40	\$13.60
415	B01234-5593	Jacquard Silk Dyes – Cyan	4	\$3.40	\$13.60
415	B01234-6013	Jacquard Silk Dyes – Digital	4	\$3.40	\$13.60
415	B01234-7363	Jacquard Silk Dyes- KelyGrn	4	\$3.40	\$13.60
415	B01234-3043	Jacquard Silk Dyes – Magent	4	\$3.40	\$13.60
415	B01234-7813	Jacquard Silk Dyes–Mar Grn	4	\$3.40	\$13.60
415	B01234-5003	Jacquard Silk Dyes – nghtBl	4	\$3.40	\$13.60
415	B01234-3613	Jacquard Silk Dyes-PoppyRd	4	\$3.40	\$13.60
415	B01234-6003	Jacquard Silk Dyes –Purple	4	\$3.40	\$13.60
415	B01234-5053	Jacquard Silk Dyes–Ryl Blue	4	\$3.40	\$13.60
415	B01234-5293	Jacquard Silk Dyes – Sap.Bl	4	\$3.40	\$13.60
415	B01234-3083	Jacquard Silk Dyes – Sc.Red	4	\$3.40	\$13.60
415	B01234-5113	Jacquard Silk Dyes – Turqu	4	\$3.40	\$13.60
415	B01234-7103	Jacquard Silk Dyes – VirGrn	4	\$3.40	\$13.60
415	B01234-4003	Jacquard Silk Dyes – Yellow	4	\$3.40	\$13.60
414	B01302-4572	Procion cold dye – Anti gold	2	\$3.61	\$7.22
414	B01302-5362	Procion cold dye – Aquamar	2	\$3.61	\$7.22
414	B01302-7462	Procion cold dye- Avocado	2	\$3.61	\$7.22
414	B01302-4922	Procion cold dye-Brght Yell	2	\$3.61	\$7.22
414	B01302-7252	Procion cold dye–BrghGreen	2	\$3.61	\$7.22
414	B01302-3712	Procion cold dye-BrghScarle	2	\$3.61	\$7.22
414	B01302-8102	Procion cold dye-Choco Bro	2	\$3.61	\$7.22
414	B01302-5182	Procion cold dye- Cobaltblu	2	\$3.61	\$7.22
414	B01302-6122	Procion cold dye-DeepPurp	2	\$3.61	\$7.22
414	B01302-7272	Procion cold dye-Forr.Green	2	\$3.61	\$7.22

414	B01302-3042	Procion cold dye-Magenta	2	\$3.61	\$7.22
414	B01302-5042	Procion cold dye- Navy	2	\$3.61	\$7.22
414	B01302-7072	Procion cold dye – Olive	2	\$3.61	\$7.22
414	B01302-5322	Procion cold dye-Robins Egg	2	\$3.61	\$7.22
414	B01302-2282	Procion cold dye-Wm Black	2	\$3.61	\$7.22
414	B01302-1005	Soda Ash 5lb	2	\$9.95	\$19.90
414	B01302-1026	Urea	6	\$2.93	\$17.58
414	B01302-1015	Synthrapol	6	\$5.84	\$35.04
414	B63006-1007	Jacquard No-Flow	1	\$12.90	\$12.90
414	B04958-1000	Squeeze Btls w/ Tips	6	\$8.49	\$50.94
415	B01238-1008	Gutta Resist	4	\$7.68	\$30.72
415	B01238-1104	Gutta Solvent	4	\$2.89	\$11.56
415	B05888-0039	Silk Painting set	6	\$14.17	\$85.02
401	B65215-0000	Trait-Tex Bright yarn	3	\$100.40	\$301.20
401	B65215-0100	Trait-Tex Intermediate	3	\$100.40	\$301.20
401	B65233-0009	Trait-Tex Glitter Yarn	3	\$102.17	\$306.51
402	B65217-1016	Trait-Tex Super Asst.	2	\$137.86	\$274.72
402	B65211-1475	Trait-Tex Cotton Warp-Hvy	5	\$9.45	\$47.25
403	B65234-9000	Warping Board	1	\$73.00	\$73.00
403	B65018-1030	Belt Shuttle	6	\$9.45	\$56.70
403	B65008-1095	Schacht Flt Sch. 9”	20	\$6.52	\$130.40
403	B65008-1016	Schacht Flt Sch 16”	20	\$7.20	\$144.00
404	B65007-0000	Schacht Inkle Loom	6	\$76.99	\$461.94
404	B65025-1015	Schacht Table Loom	1	\$565.00	\$565.00
404	B65003-1103	Todd Loom –Non-Adj	15	\$15.35	\$230.25
405	B63116-1050	Dual Duty XP Thread Set	1	\$67.50	\$67.50
405	B65109-1009	6” Plastic Weaving Needles	6	\$2.51	\$15.06
405	B65104-1009	#13 Blunt Tapestry Needle	2	\$5.05	\$10.10
		Total			\$4126.81
	JoAnn Fabrics	Total			\$891.85
		Total			\$5018.66

The additional money will be through student and parent donations.

Signature of Project Coordinator Rethy Lamy

Signature of Principal Steve Long





shopping | projects | community

Track Order | My Account | (Logout)

Shopping Cart: (1 Items)

enter search criteria go

fabric | sewing & quilting | scrapbooking | crafts | yarn | cross stitch | kids crafts | home decor | lighting | storage | sale

Account Information







- My Account
- Update Account
- Order History
- Project Collection
- Track Order
- Wish List
- Gift Cards

my wish list



Listed below are products that you have saved to your profile. Now you can plan your purchases ahead of time, plan projects, or forward great finds to friends. We add thousands of items every month so theres always something new..

UPDATE WISH LIST

item	quantity	regular price	sale price	subtotal	actions	tell a friend
 online only Singer Heavy Duty-105 5 Stitch Sewing Machine 1151695	2	\$299.99	N/A	599.98	<input type="button" value="add to cart"/> <input type="button" value="remove"/>	tell a friend
 Dritz® My Double Dressform (Medium #20200) 1939446	1	\$219.99	N/A	\$219.99	<input type="button" value="add to cart"/> <input type="button" value="remove"/>	tell a friend
 online only Smartek Cord/Cordless Iron 10201127	1	\$49.99	N/A	\$49.99	<input type="button" value="add to cart"/> <input type="button" value="remove"/>	tell a friend
 Dritz Tape Measure - 5/8" x 60" 1056365	6	\$2.29	\$1.60	\$9.60	<input type="button" value="add to cart"/> <input type="button" value="remove"/>	tell a friend
 Dritz® Deluxe Seam Ripper 1029305	3	\$3.29	\$2.30	\$6.89	<input type="button" value="add to cart"/> <input type="button" value="remove"/>	tell a friend
	6	\$1.29	\$0.90	\$5.40	<input type="button" value="add to cart"/> <input type="button" value="remove"/>	tell a friend

Total 891.85